

7110 / 7111 / 7112 / 7113 ELBOWS



Shurjoint grooved-end elbows are made of ductile iron per ASTM A536 Gr. 65-45-12. C-E dimensions are manufacturer's standard.

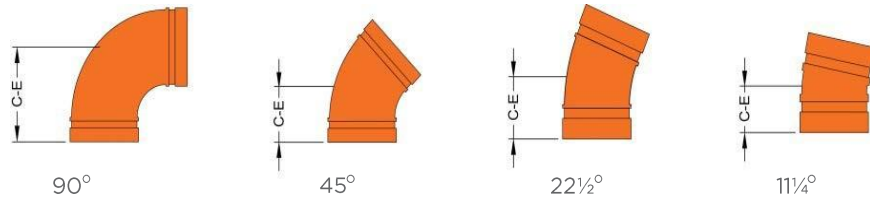
Shurjoint standard fitting pressure ratings conform to the ratings of Model 7707 couplings.



For pressure rating, listing, and approval information, refer to Data Sheet B-42 or visit SHURJOINT website, www.shurjoint.com for details or contact your SHURJOINT Representative

material specification

- **Fitting Body:**
Ductile Iron castings to ASTM A536, Gr. 65-45-12, min. tensile strength 65,000 psi (448 MPa).
- **Surface Finish:**
Orange color painted or red RAL3000 color painted.
 - Hot dip galvanized (optional).
 - Epoxy coated in red RAL3000 or other colors (optional)




MODEL 7110 / 7111 / 7112 / 7113 ELBOWS

Normal Size	Pipe O.D.	#7110 90° Elbows		#7111 45° Elbows		#7112 22.5° Elbows		#7113 11.25° Elbows	
		C-E	weight	C-E	weight	C-E	weight	C-E	weight
in	in	in	lbs	in	lbs	in	lbs	in	lbs
mm	mm	mm	kg	mm	kg	mm	kg	mm	kg
1	1.315	2.25	0.7	1.75	0.5	--	--	1.38	0.4
25	33.4	57	0.3	45	0.2	--	--	35	0.2
1¼	1.660	2.75	1.1	1.75	0.7	1.75	0.7	1.38	0.7
32	42.2	70	0.5	45	0.3	45	0.3	35	0.3
1½	1.900	2.75	1.3	1.75	0.9	1.75	1.1	1.38	0.7
40	48.3	70	0.6	45	0.4	45	0.5	35	0.3
2	2.375	3.25	2.0	2.00	1.5	1.88	1.6	1.38	1.0
50	60.3	83	0.9	51	0.7	48	0.7	35	0.4
2½	2.875	3.75	2.6	2.25	2.1	2.01	2.6	1.50	1.6
65	73.0	95	1.2	57	0.9	51	1.2	38	0.7
76.1	3.000	3.75	3.1	2.25	2.1	2.01	2.5	1.50	1.7
	76.1	95	1.4	57	0.9	51	1.1	38	0.8
3	3.500	4.25	4.3	2.50	2.9	2.25	3.1	1.50	1.8
80	88.9	108	2.0	64	1.3	57	1.4	38	0.8
101.6	4.000	4.50	5.5	--	--	--	--	--	--
	101.6	114	2.5	--	--	--	--	--	--
108.0	4.250	5.00	5.5	3.00	4.4	--	--	--	--
	108.0	127	2.5	76	2.0	--	--	--	--
4	4.500	5.00	6.9	3.00	4.4	2.88	4.4	1.75	2.2
100	114.3	127	3.1	76	2.0	73	2.0	45	1.0
133.0	5.250	5.50	9.0	3.25	5.9	--	--	--	--
	133.0	140	4.1	83	2.7	--	--	--	--
139.7	5.500	5.50	9.5	3.25	6.4	2.88	6.5	2.00	4.5
	139.7	140	4.3	83	2.9	73	2.9	51	2.0
5	5.563	5.50	11.0	3.25	6.6	2.88	6.8	2.00	4.5
125	141.3	140	5.0	83	3.0	73	3.1	51	2.1

7110 / 7111 / 7112 / 7113 ELBOWS
Rev.20220713

MODEL 7110 / 7111 / 7112 / 7113 ELBOWS									
Normal Size	Pipe O.D.	#7110 90° Elbows		#7111 45° Elbows		#7112 22.5° Elbows		#7113 11.25° Elbows	
		C-E	weight	C-E	weight	C-E	weight	C-E	weight
in	in	in	lbs	in	lbs	in	lbs	in	lbs
mm	mm	mm	kg	mm	kg	mm	kg	mm	kg
159.0	6.250	6.50	13.2	3.50	8.4	--	--	--	--
	159.0	165	6.0	89	3.8	--	--	--	--
165.1	6.500	6.50	12.5	3.50	8.9	3.12	10.7	2.00	5.5
	165.1	165	5.7	89	4.0	79	4.9	51	2.5
6	6.625	6.50	12.8	3.50	8.9	3.12	9.3	2.00	5.5
150	168.3	165	5.8	89	4.0	79	4.2	51	2.5
8	8.625	7.75	28.7	4.25	19.0	3.88	17.8	2.00	10.1
200	219.1	197	13.0	108	8.6	98	8.1	51	4.6
10	10.750	9.00	53.1	4.75	34.2	4.38	39.0	2.13	22.1
250	273.0	229	24.1	121	15.5	111	17.7	54	10.0
12	12.750	10.00	81.0	5.25	49.5	4.88	43.0	2.25	27.3
300	323.9	254	36.7	133	22.5	124	19.5	57	12.4
200 JIS	8.516	7.75	27.2	4.25	18.5	3.88	13.9	2.00	9.3
	216.3	197	12.4	108	8.4	98	6.3	51	4.2
250 JIS	10.528	9.00	52.8	4.75	34.2	4.38	22.5	2.13	22.1
	267.4	229	24.0	121	15.5	111	10.2	54	10.0
300 JIS	12.539	10.00	77.0	5.25	49.5	4.88	33.7	2.25	27.3
	318.5	254	35.0	133	22.5	124	15.3	57	12.4
14	14.000	11.00	77.5	6.00	48.4	--	--	--	--
350	355.6	280	35.2	152	22.0	--	--	--	--
16	16.000	12.00	94.6	7.25	96.8	--	--	--	--
400	406.4	305	43.0	184	44.0	--	--	--	--
18	18.000	--	--	8.00	102.5	--	--	--	--
450	457.2	--	--	203	46.6	--	--	--	--
20	20.000	--	--	9.00	120.2	--	--	--	--
500	508.0	--	--	229	54.5	--	--	--	--
24	24.000	--	--	11.00	184.1	--	--	--	--
600	609.6	--	--	280	83.5	--	--	--	--

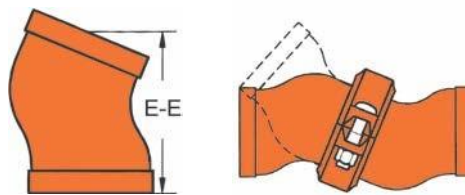


For pressure rating, listing, and approval information, refer to Data Sheet B-42 or visit Shurjoint website, www.shurjoint.com for details or contact your SHURJOINT Representative

The model 7112G elbows in combination with a coupling will serve as a universal joint and is ideal for instances where a pipe line is in need of a slight adjustment during make-up.

material specification

- **Fitting Body:**
Ductile Iron castings to ASTM A536, Gr. 65-45-12, min. tensile strength 65,000 psi (448 MPa).
- **Surface Finish:**
Orange color painted or red RAL3000 color painted.
 - Hot dip galvanized (Option).
 - Epoxy coated in red RAL3000 or other colors (Option)



MODEL 7112G 22.5° ELBOW, Goose Neck Design

Normal Size	Pipe O.D.	#7112G 22.5° Elbows	
		E-E	weight
in	in	in	lbs
mm	mm	mm	kg
1½	1.900	3.75	1.3
40	48.3	95 G	0.6
2	2.375	3.75	1.3
50	60.3	95 G	0.8
2½	2.875	4.00	2.2
65	73.0	102 G	1.0
76.1	3.000	4.00	2.2
	76.1	102 G	1.0
3	3.500	4.50	3.1
80	88.9	114 G	1.4
4	4.500	5.00	4.4
100	114.3	127 G	2.0

7110 / 7111 / 7112 / 7113 ELBOW v.3 Rev.20220713

MODEL 7112G 22.5° ELBOW, Goose Neck Design

Normal Size	Pipe O.D.	#7112G 22.5° Elbows	
		E-E	weight
in	in	in	lbs
mm	mm	mm	kg
139.7	5.500	5.00	6.5
	139.7	127 G	2.9
5	5.563	5.00	6.8
125	141.3	127 G	3.0
165.1	6.500	6.25	11.0
	165.1	159 G	5.0
6	6.625	6.25	11.0
150	168.3	159 G	5.0
8	8.625	7.75	22.0
200	219.1	197 G	10.0
200 JIS	8.516	7.75	19.2
	216.3	197 G	8.8

General note

- *Pressure Ratings* for fittings conform to the working pressure of the coupling used to join the system.
- Listed and or Approved Pressures are pressure ratings for fire protection systems, tested and approved by various approval bodies. Please always refer to the latest approval data posted on the Shurjoint website.
- Field Joint Test: For one time only the system may be tested hydrostatically at 1½ times the maximum working pressure listed (AWWA C606 5.2.3).
- Warning: Piping systems must always be depressurized and drained before attempting disassembly and or removal of any components.
- The 10 Year Limited Warranty applies to manufacturing defects only and does not cover severe service/temperature applications or wear parts.
- Shurjoint reserves the right to change specifications, designs and or standard without notice and without incurring any obligations.