aalberts integrated piping systems

GROOVED FITTINGS FOR CTS

MODEL C10 90° ELBOW (CAST)
C11 45° ELBOW (CAST)
C20 TEE (CAST)
C60 CAP (CAST)

C10

C20

C11

C60

For pressure rating, listing, and approval information, refer to data sheet or visit SHURJOINT website www.shurjoint.com for details or contact your SHURJOINT representatives.

Shurjoint Grooved-End fittings are produced from bronze castings. Bronze castings are produced from lead-free alloy C83470 or C89836 bismuth alloy per ASTM B584. Materials are UL classified in accordance with NSF/ANSI 61 and NSF/ANSI 372 for portable water use. Shurjoint fittings are designed for use with Shurjoint CTS couplings, components and ASTM B-88 roll grooved copper tubing type K, L, M and ASTM B-306 DWV.

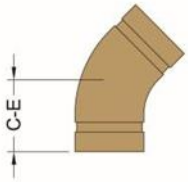

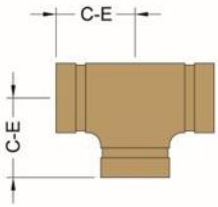



Model C10 / C11 / C20 / C60 Grooved Fittings

Nominal Pipe Size	Pipe O.D.	C10 90° Elbow		C11 45° Elbow		C20 Tee		C60 Cap	
		C-E	Weight	C-E	Weight	C-E	Weight	E-E	Weight
in	in	in	lbs	in	lbs	in	lbs	in	lbs
mm	mm	mm	kg	mm	kg	mm	kg	mm	kg
2	2.125	2.91	1.5	2.19	1.7	2.44	1.8	0.96	0.6
50	54.0	74	0.7	56	0.8	62	0.8	24	0.3
2½	2.625	3.31	2.0	2.31	2.1	3.20	2.9	0.96	0.9
65	66.7	84	0.9	59	1.0	81	1.3	24	0.4
3	3.125	3.81	2.6	2.59	3.2	3.50	3.7	0.96	1.2
80	79.4	97	1.2	66	1.4	89	1.7	24	0.6
4	4.125	4.75	5.5	3.35	5.5	4.25	7.3	0.96	2.1
100	104.8	121	2.5	85	2.5	108	3.3	24	1.0
5	5.125	5.94	11.5	3.25	7.9	5.94	17.2	0.96	3.5
125	130.2	151	5.2	83	3.6	151	7.8	24	1.6
6	6.125	6.94	16.5	3.63	10.2	6.94	26.2	0.96	4.4
150	155.6	176	7.5	92	4.6	176	11.9	24	2.0

SHURJOINT®

aalberts integrated piping systems

MODEL C21 REDUCING TEE (GR X GR X GR) (CAST)
C50 CONCENTRIC REDUCER (GR X GR) (CAST)

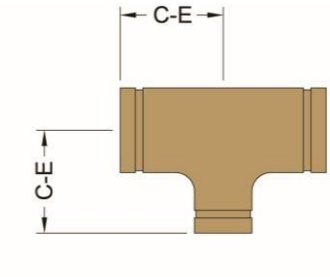



Model C21 / C50 Grooved Fittings					
Nominal Pipe Size	Pipe O.D.	C21 Reducing Tee		C50 Concentric Reducer	
		C-E	Weight	E-E	Weight
in	in	in	lbs	in	lbs
mm	mm	mm	kg	mm	kg
2½ x 2	2.625 x 2.125	3.20	3.6	2.50	1.2
65 x 50	66.7 x 54.0	81	1.6	64	0.6
3 x 2	3.125 x 2.125	3.50	4.8	2.50	1.5
80 x 50	79.4 x 54.0	89	2.2	64	0.7
3 x 2½	3.125 x 2.625	3.50	4.8	2.50	1.5
80 x 65	79.4 x 66.7	89	2.2	64	0.7
4 x 2	4.125 x 2.125	4.25	7.7	3.00	2.5
100 x 50	104.8 x 54.0	108	3.5	76	1.2
4 x 2½	4.125 x 2.625	4.25	7.9	3.00	2.6
100 x 65	104.8 x 66.7	108	3.6	76	1.2
4 x 3	4.125 x 3.125	4.25	8.1	3.00	2.5
100 x 80	104.8 x 79.4	108	3.7	76	1.1
5 x 3	5.125 x 3.125	5.94	16.7	3.50	4.4
125 x 80	130.2 x 79.4	151	7.6	89	2.0
5 x 4	5.125 x 4.125	5.94	17.2	3.50	4.4
125 x 100	130.2 x 104.8	151	7.8	89	2.0
6 x 2½	6.125 x 2.625	6.94	22.9	4.00	6.0
150 x 65	155.6 x 66.7	176	10.4	102	2.7
6 x 3	6.125 x 3.125	6.94	23.5	4.00	6.0
150 x 80	155.6 x 79.4	176	10.7	102	2.7
6 x 4	6.125 x 4.125	6.94	23.5	4.00	5.8
150 x 100	155.6 x 104.8	176	10.7	102	2.7
6 x 5	6.125 x 5.125	6.94	26.2	4.00	5.9
150 x 125	155.6 x 130.2	176	11.9	102	2.7

SHURJOINT®

aalberts integrated piping systems

MODEL C26 REDUCING TEE (GR X GR X CUP) (CAST)
C52 CONCENTRIC REDUCER (GR X CUP) (CAST)

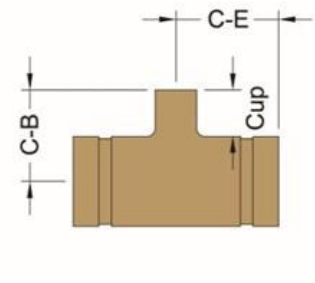

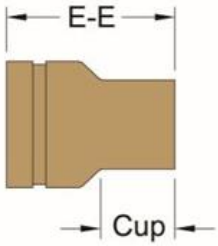

Model C26 Reducing Tee / C52 Concentric Reducer

Nominal Size	C26 Red. Tee (Gr X Gr X Cup)				C52 Conc. Reducer (Gr X Cup)		
	C-E	C-B	Cup	Weight	E-E	Cup	Weight
in	in	in	in	lbs	in	in	lbs
mm	mm	mm	mm	kgs	mm	mm	kgs
2 x 2 x ¾	2.20	1.97	0.75	1.6	---	---	---
50 x 50 x 20	56	50	19	0.7	---	---	---
2 x 2 x 1	2.33	2.20	0.91	1.6	2.70	0.91	0.7
50 x 50 x 25	59	56	23	0.7	69	23	0.3
2 x 2 x 1¼	2.48	2.36	0.97	1.7	3.00	0.97	0.8
50 x 50 x 32	63	60	25	0.8	76	25	0.4
2 x 2 x 1½	2.56	2.28	1.09	2.0	2.94	1.09	0.8
50 x 50 x 40	65	58	28	0.9	75	28	0.4
2½ x 2½ x ¾	2.25	2.25	0.75	1.9	---	---	---
65 x 65 x 20	57	57	19	0.9	---	---	---
2½ x 2½ x 1	2.40	2.41	0.91	2.2	3.19	0.91	1.2
65 x 65 x 25	61	61	23	1.0	81	23	0.5
2½ x 2½ x 1¼	2.52	2.55	0.97	2.3	3.19	0.97	1.2
65 x 65 x 32	64	65	25	1.1	81	25	0.5
2½ x 2½ x 1½	2.70	2.67	1.09	2.6	3.19	1.09	1.2
65 x 65 x 40	69	68	28	1.2	81	28	0.5
2½ x 2½ x 2	2.95	2.84	1.34	3.0	3.19	1.34	1.2
65 x 65 x 50	75	72	34	1.4	81	34	0.5
3 x 3 x ¾	2.44	2.50	0.75	2.9	---	---	---
80 x 80 x 20	62	64	19	1.3	---	---	---

SHURJOINT®

Model C26 Reducing Tee / C52 Concentric Reducer							
Nominal Size	C26 Red. Tee (Gr X Gr X Cup)				C52 Conc. Reducer (Gr X Cup)		
	C-E	C-B	Cup	Weight	E-E	Cup	Weight
in	in	in	in	lbs	in	in	lbs
mm	mm	mm	mm	kg	mm	mm	kg
3 x 3 x 1	2.55	2.80	0.91	2.9	---	---	---
80 x 80 x 25	65	71	23	1.3	---	---	---
3 x 3 x 1¼	2.63	2.87	0.97	3.1	---	---	---
80 x 80 x 32	67	73	25	1.4	---	---	---
3 x 3 x 1½	2.85	2.99	1.09	3.3	3.68	1.09	1.7
80 x 80 x 40	72	76	28	1.5	93	28	0.8
3 x 3 x 2	3.11	3.09	1.34	3.7	3.94	1.34	1.9
80 x 80 x 50	79	78	34	1.7	100	34	0.9
4 x 4 x ¾	3.00	2.95	0.75	4.8	---	---	---
100 x 100 x 20	76	75	19	2.2	---	---	---
4 x 4 x 1	3.10	3.23	0.91	5.1	---	---	---
100 x 100 x 25	79	82	23	2.3	---	---	---
4 x 4 x 1¼	3.25	3.46	0.97	5.5	---	---	---
100 x 100 x 32	83	88	25	2.5	---	---	---
4 x 4 x 1½	3.35	3.66	1.09	5.6	---	---	---
100 x 100 x 40	85	93	28	2.5	---	---	---
4 x 4 x 2	3.62	3.59	1.34	5.9	4.56	1.34	3.2
100 x 100 x 50	92	91	34	2.7	116	34	1.4

MODEL C55 TRANSITION ADAPTER (IPS X CTS)

The Model C55 Transition Adapter provides for a direct transition between male threaded-end steel pipe (IPS) and grooved-end copper tubing. The C55 is UL classified to NSF/ANSI 61 and NSF/ANSI 372 for use in potable water systems.

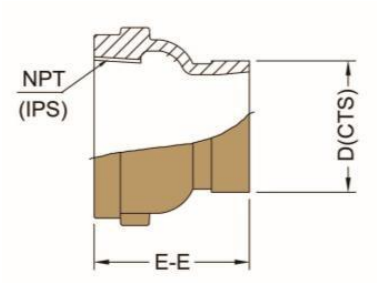

Model C55 Transition Adapter				
Nominal Pipe Size IPS (NPT) x CTS (GRV)	Actual Pipe O.D.		E-E	Weight
	Steel Pipe (IPS) O.D.	Copper Tubing (CTS) D		
in	in	in	in	lbs
mm	mm	mm	mm	kg
1½ x 2	1.900	2.125	2.50	1.3
40 x 50	48.3	54.0	63	0.6
2 x 2	2.375	2.125	2.50	1.4
50 x 50	60.3	54.0	63	0.7
2½ x 2½	2.875	2.625	2.75	2.4
65 x 65	73.0	66.7	70	1.1
3 x 3	3.500	3.125	3.00	3.3
80 x 80	88.9	79.4	76	1.5

MODEL C55T TRANSITION ADAPTER (IPS/FT X CTS/GR) WITH ¼ " TAPS

The Model C55T Transition Adapter with ¼" taps provide for a direct transition between male threaded-end steel pipe (IPS) and grooved-end copper tubing.

Allows for the installation of gauges or Pete's Plugs for measuring temperature and or pressure.

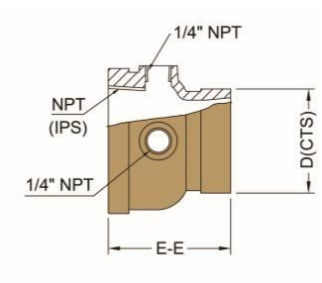

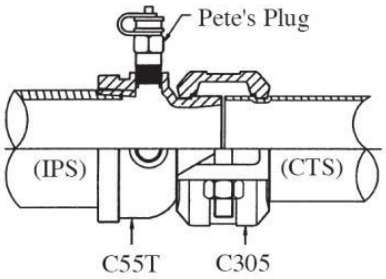

Model C55T Transition Adapter				
Nominal Pipe Size IPS (NPT) x CTS (GRV)	Steel Pipe (IPS) O.D.	Copper Tubing (CTS) D	E-E	Weight
in	in	in	in	lbs
mm	mm	mm	mm	kg
1½ x 2	1.900	2.125	2.50	1.1
40 x 50	48.3	54.0	63	0.5
2 x 2	2.375	2.125	2.50	1.3
50 x 50	60.3	54.0	63	0.6
2½ x 2½	2.875	2.625	2.75	2.0
65 x 65	73.0	66.7	70	0.9

aalberts integrated piping systems

MODEL DE30-GG DIELECTRIC TRANSITION FITTING (IPS X CTS)

The Model DE30-GG Dielectric Transition Fitting provides a direct transition between a grooved-end steel pipe (IPS) and grooved end copper tubing. The fittings internal lining effectively eliminates galvanic local cell and stray current problems. The Model DE30-GG is designed for use at temperatures from -40oF to 230oF (-40oC to 110oC) and pressures up to 300 psi (20 bar).

material specification

- Housing:
  Ductile Iron conforming to ASTM A536, electro-deposition coated.
- Liner:
  Virgin polypropylene to ASTM D4101.

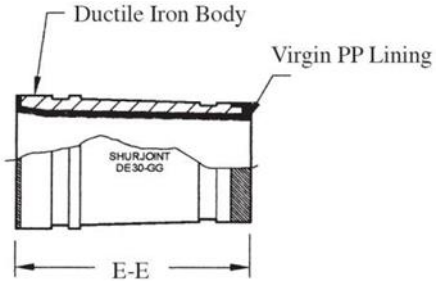

Model DE30-GG Dielectric Transition Fitting

Nominal Size	Actual Pipe O.D.		E-E	Weight
	Steel Pipe	Copper Tubing		
in	in	in	in	lbs
mm	mm	mm	mm	kg
2	2.375	2.125	4.00	1.3
50	60.3	54.0	102	0.6
2½	2.875	2.625	4.00	1.9
65	73.0	66.7	102	0.9
3	3.500	3.125	4.00	2.9
80	88.9	79.4	102	1.3
4	4.500	4.125	4.00	3.3
100	114.3	104.8	102	1.5
5	5.563	5.125	4.00	5.2
125	141.3	130.2	102	2.4
6	6.625	6.125	4.00	6.9
150	168.3	155.6	102	3.1
8	8.625	8.125	4.00	9.4
200	219.1	206.4	102	4.3

SHURJOINT®

General note

- *Pressure Ratings* for fittings conform to the working pressure of the coupling used to join the system.
- Listed and or Approved Pressures are pressure ratings for fire protection systems, tested and approved by various approval bodies. Please always refer to the latest approval data posted on the Shurjoint website.
- Field Joint Test: For one time only, the system may be tested hydrostatically at 1½ times the maximum working pressure listed (AWWA C606 5.2.3).
- Warning: Piping systems must always be depressurized and drained before attempting disassembly and or removal of any components.
- The 10 Year Limited Warranty applies to manufacturing defects only and does not cover severe service/temperature applications or wear parts.
- Shurjoint reserves the right to change specifications, designs and or standard without notice and without incurring any obligations.

Aalberts integrated piping systems APAC Inc.
11F-2 No. 175 Zhongzheng 2nd Rd. / Lingya, Kaohsiung
Taiwan
www.aalberts.com/ips

SHURJOINT®