



Product certificate K21654/05

Issued 2021-01-01

Replaces K21654/04

Page 1 of 5

SUDOPRESS Visu Control® fittings

STATEMENT BY KIWA

With this product certificate, issued in accordance with the Kiwa Regulations for Product Certification, Kiwa declares that legitimate confidence exists that the products supplied by

Aalberts integrated piping systems B.V.

as specified in this product certificate and marked with the Kiwa®-mark in the manner as indicated in this product certificate may, on delivery, be relied upon to comply with Kiwa evaluation guideline BRL-K774 "Compression fittings to tighten with matching clamping device", dated 02-10-2019.

Ron Scheepers
Kiwa

Publication of this certificate is allowed.

Advice: consult www.kiwa.nl in order to ensure that this certificate is still valid.

CERTIFICATE

2017170315

Kiwa Nederland B.V.

Sir Winston Churchilllaan 273

P.O. Box 70

2280 AB RIJSWIJK

The Netherlands

Tel. +31 88 998 44 00

Fax +31 88 998 44 20

info@kiwa.nl

www.kiwa.nl

Company

Aalberts integrated piping systems B.V.

Oude Amersfoortseweg 99

1212 AA HILVERSUM

P.O. Box 498

1200 AL HILVERSUM

Tel. +31 (0) 35 6884211

www.aalberts-ips.com



Certification process
consists of initial and
regular assessment of:

- quality system
- product

SUDOPRESS Visu Control® fittings

PRODUCT SPECIFICATION

The products mentioned below belong to this product certificate.

Bend 90°, type SP5001, pipe end x clamp

12, 15, 18, 22, 28, 35, 42 and 54 mm

Bend 90°, type SP5002, clamp x clamp

12, 15, 18, 22, 28, 35, 42 and 54 mm

Bend 45°, type SP5040, pipe end x clamp

12, 15, 18, 22, 28, 35, 42 and 54 mm

Bend 45°, type SP5041, clamp x clamp

12, 15, 18, 22, 28, 35, 42 and 54 mm

Tee, type SP5130, clamp x clamp x clamp

12, 15, 18, 22, 28, 35, 42 and 54 mm

Coupling, type SP5240 – reducing, clamp x clamp

15 x 12

18 x 12

22 x 15

22 x 18

28 x 22

35 x 28

42 x 35

54 x 42

Coupling, type SP5270, clamp x clamp

12, 15, 18, 22, 28, 35, 42 and 54 mm

Coupling, type SP5243 – reducing, clamp x pipe end

15 x 12

18 x 12

18 x 15

22 x 15

22 x 18

28 x 15

28 x 18

28 x 22

35 x 22

35 x 28

42 x 22

42 x 28

42 x 35

54 x 35

54 x 42

Tee, type SP5130R – reducing, clamp x clamp (branching) x clamp

12 x 15 x 12

15 x 12 x 12

15 x 12 x 15

15 x 15 x 12

15 x 18 x 15

15 x 22 x 15

18 x 12 x 18

18 x 15 x 15

18 x 15 x 18

18 x 18 x 15

18 x 22 x 18

22 x 12 x 22

22 x 15 x 15

22 x 15 x 18

22 x 15 x 22

22 x 18 x 15

22 x 18 x 18

22 x 18 x 22

22 x 22 x 15

22 x 22 x 18

22 x 28 x 22

28 x 15 x 22

28 x 15 x 28

28 x 18 x 22

28 x 18 x 28

28 x 22 x 22

28 x 22 x 28

28 x 28 x 15

28 x 28 x 18

28 x 28 x 22

35 x 15 x 35

35 x 18 x 35

35 x 22 x 28

35 x 22 x 35

35 x 28 x 28

35 x 28 x 35

42 x 22 x 42

42 x 28 x 42

42 x 35 x 35

42 x 35 x 42

42 x 42 x 35

54 x 22 x 54

54 x 28 x 54

54 x 35 x 54

54 x 42 x 42

54 x 42 x 54

Stop, type SP5301

12, 15, 18, 22, 28, 35, 42 and 54 mm

SUDOPRESS Visu Control® fittings

Bend 90°, type SP4001G, clamp x male thread

12 x R³/₈
 15 x R³/₈
 15 x R¹/₂
 18 x R¹/₂
 18 x R³/₄
 22 x R³/₄
 28 x R1

Bend 90°, type SP4090G, clamp x female thread

12 x Rp³/₈
 12 x Rp¹/₂
 15 x Rp³/₈
 15 x Rp¹/₂
 15 x Rp³/₄
 18 x Rp¹/₂
 18 x Rp³/₄
 22 x Rp¹/₂
 22 x Rp³/₄
 22 x Rp1
 28 x Rp1

3-piece elbow, type SP4096G, clamp x screw connection x female thread

12 x G³/₄ x Rp¹/₂
 15 x G³/₄ x Rp¹/₂
 18 x G³/₄ x Rp³/₄
 18 x G1 x Rp³/₄
 22 x G1 x Rp³/₄
 22 x G1 x Rp1
 28 x G1¹/₄ x Rp1

Coupling, type SP5275

12, 15, 18, 22, 28, 35, 42 and 54 mm

Back plate with fixing brackets, type SP4977, clamp x female thread

15 x Rp¹/₂ – spacing 150mm

Tee, type SP4130G, clamp x branching female thread x clamp

12 x Rp¹/₂ x 12
 15 x Rp¹/₂ x 15
 18 x Rp¹/₂ x 18
 22 x Rp¹/₂ x 22
 22 x Rp³/₄ x 22
 28 x Rp¹/₂ x 28
 28 x Rp³/₄ x 28
 35 x Rp¹/₂ x 35
 42 x Rp¹/₂ x 42
 54 x Rp¹/₂ x 54

Tee, type SP4132G, clamp x branching male thread x clamp

15 x R¹/₂ x 15
 18 x R³/₄ x 18
 22 x R³/₄ x 22
 28 x R³/₄ x 28
 54 x R1 x 54

Right union, type SP4243G, clamp x male thread

12 x R³/₈
 12 x R¹/₂
 15 x R³/₈
 15 x R¹/₂
 15 x R³/₄
 18 x R¹/₂
 18 x R³/₄
 22 x R¹/₂
 22 x R³/₄
 22 x R1
 28 x R³/₄
 28 x R1
 28 x R1¹/₄
 35 x R1
 35 x R1¹/₄
 35 x R1¹/₂
 42 x R1¹/₄
 42 x R1¹/₂
 54 x R1¹/₂
 54 x R2

Back plate elbow, type SP4471G, clamp x female thread

12 x Rp¹/₂
 15 x Rp¹/₂
 18 x Rp¹/₂
 22 x Rp³/₄

3-piece right union, type SP4330, clamp x screw connection x clamp

12, 15, 18, 22, 28, 35, 42 and 54 mm

SUDOPRESS Visu Control® fittings

Coupling, type SP4270G, clamp x female thread

12 x Rp $\frac{3}{8}$
12 x Rp $\frac{1}{2}$
15 x Rp $\frac{3}{8}$
15 x Rp $\frac{1}{2}$
15 x Rp $\frac{3}{4}$
18 x Rp $\frac{1}{2}$
18 x Rp $\frac{3}{4}$
22 x Rp $\frac{1}{2}$
22 x Rp $\frac{3}{4}$
22 x Rp1
28 x Rp $\frac{3}{4}$
28 x Rp1
28 x Rp1 $\frac{1}{4}$
35 x Rp1
35 x Rp1 $\frac{1}{4}$
42 x Rp1 $\frac{1}{4}$
42 x Rp1 $\frac{1}{2}$
54 x Rp2

**3-piece right union, type SP4331G,
clamp x screw connection x male thread**

12 x G $\frac{3}{4}$ x R $\frac{3}{8}$
12 x G $\frac{3}{4}$ x R $\frac{1}{2}$
15 x G $\frac{3}{4}$ x R $\frac{1}{2}$
15 x G6 x R $\frac{3}{4}$
18 x G $\frac{3}{4}$ x R $\frac{1}{2}$
18 x G $\frac{3}{4}$ x R $\frac{3}{4}$
22 x G1 x R $\frac{1}{2}$
22 x G1 x R $\frac{3}{4}$
22 x G1 x R1
28 x G1 $\frac{1}{4}$ x R1
35 x G1 $\frac{1}{2}$ x R1 $\frac{1}{4}$
42 x G1 $\frac{3}{4}$ x R1 $\frac{1}{2}$
54 x G2 $\frac{3}{8}$ x R2

**3-piece right union, type SP4330G,
clamp x screw connection x female thread**

12 x G $\frac{3}{4}$ x Rp $\frac{1}{2}$
15 x G $\frac{3}{4}$ x Rp $\frac{1}{2}$
15 x G $\frac{3}{4}$ x Rp $\frac{3}{4}$
18 x G $\frac{3}{4}$ x Rp $\frac{1}{2}$
18 x G $\frac{3}{4}$ x Rp $\frac{3}{4}$
22 x G1 x Rp $\frac{3}{4}$
22 x G1 x Rp1
28 x G1 $\frac{1}{4}$ x Rp1
35 x G1 $\frac{1}{2}$ x Rp1 $\frac{1}{4}$
42 x G1 $\frac{3}{4}$ x Rp1 $\frac{1}{2}$
54 x G2 $\frac{3}{8}$ x Rp2

SUDOPRESS Visu Control® fittings

FITNESS FOR CONTACT WITH DRINKING WATER




This product is approved on the basis of the requirements for hygienic aspects set in the "Regeling materialen en chemicaliën drink- en warm tapwatervoorziening" ("Materials and chemicals in the supply of drinking water and warm tap water Regulation"; published in the Government Gazette).

These hygienic aspects are based on two main criteria. The product shall permanently comply with:

- The product recipe approved during the assessment procedure. This recipe is not to be changed without prior approval by Kiwa according to the Kiwa approval procedure for the hygienic aspects;
- Specific product requirements for the hygienic aspects.

The recipe and specific product requirements are laid down in the, for confidentiality reasons, undisclosed 'appendix hygienic aspects' to this certificate.

MARKING

The Kiwa®-mark products are marked with the word mark "KIWA ,  or .

Place of the mark: on the fitting

Compulsory specifications:

- name or mark of manufacturer, on the fitting;
- outer diameter of the connecting pipe, on the fitting;
- product code, on the fitting or on the packaging.

Packaging:

The fittings shall be delivered in a packaging unit with a maximum of 20 pieces per package. The package shall be completely sealed and protected against the penetration of moisture.

Method of marking:

- non-erasable;
- visible after assembly.

APPLICATION AND USE

The fittings with compression ends are being used to make tensile connections in drinking water installations with a maximum working pressure of 1000 kPa and a maximum water temperature of 90°C. The connections can be made with stainless steel tubes according KIWA evaluation guideline BRL K762 and/or copper tubes according KIWA evaluation guideline BRL-K760 in the quality "half-hard" and "hard". These fittings are not suited to be soldered during installation due to the risk of corrosion and the lack of a capillary gap. The fittings may only be used with the manufacturer recommended tightening apparatus. The Visu Control® indicates whether or not the fitting is pressed.

RECOMMENDATIONS FOR CUSTOMERS

Check at the time of delivery whether:

- the supplier has delivered in accordance with the agreement;
- the mark and the marking method are correct;
- the products show no visible defects as a result of transport etc.

If you should reject a product on the basis of the above, please contact:

- Aalberts integrated piping systems B.V.

and, if necessary,

- Kiwa Nederland B.V.

Consult the supplier's processing guidelines for the proper storage and transport methods.